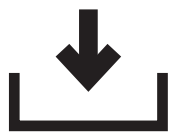
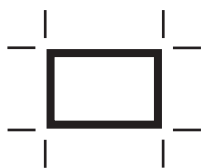


How to do your own

branch



1— This document contains 14 pages with cards of the Branch game.



2— To print your game at home, choose the sided version and cut the cards as marked

CUTTING TIPS



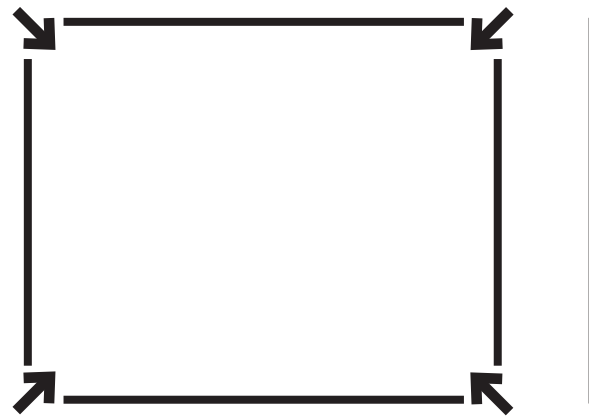

- Do not cut the paper all the way (side to side), to avoid losing the cutting line reference.
- If the printer doesn't print the cutting line, take the limit of the card inside of the artwork as the cut-off limit! ;-)




3— If you want better quality cards, we recommend that you look for a print shop and ask for a laser printing PB-sided and choose a coated paper with a weight of 180 or greater.



4— When it's time to play we suggest that hand the cards inside a A6 size envelope.





branch

branch

branch




branch

branch

branch

branch

branch





—

—

branch



—

—

branch



—

—

branch



—

—

branch



—

—

branch



—

—

branch



—

—

branch







—

—

branch







—

—

branch

—



—

—

branch



—

—

branch



—

—

branch



—

—

—

branch



—

—

branch



—

—

branch



—

—

branch





branch



branch



branch



branch



branch



branch

1)

2)

3)

1)

2)

3)

1)

2)

3)

1)

2)

3)

1)

2)

3)

1)

2)

3)

1)

2)

3)

1)

2)

3)

1)

2)

3)

1)

2)

3)

1)

2)

3)

1)

2)

3)

1)

2)

3)

1)

2)

3)

1)


2)

3)

1)

2)

3)



branch

branch

branch

branch

branch

branch

branch

branch

1)

2)

3)

1)

2)

3)

1)

2)

3)

1)

2)

3)

1)

2)

3)

1)

2)

3)

1)

2)

3)

1)

2)

3)

1)

2)

3)

1)

2)

3)

1)

2)

3)

1)

2)

3)

1)

2)

3)

1)

2)

3)

1)


2)

3)

1)

2)

3)



1)

2)

3)

1)

2)

3)

1)

2)

3)

1)

2)

3)

1)

2)

3)

1)

2)

3)

1)

2)

3)

1)

2)

3)

1)

2)

3)

1)

2)

3)

1)

2)

3)

1)

2)

3)

1)

2)

3)

1)

2)

3)

1)

2)

3)

1)

2)

3)

